Dept	Qty
DC	1
ED	1
IE	1
ISO	1
PD	1
R&D	1
SD	1
QA	1
QC	1
QE	1

The information provided herein is from CONNFLY Electronic Co., Ltd. and is confidential. Any disclosure to a party other than the recipient is prohibited. The intellectual properties and its rights contained herein, including but not limited to, trademarks, patents, copyrights, trade secrets, and technical know-how, are owned exclusively by CONNFLY or its affiliates. Unauthorized use or modification is strictly prohibited without prior written consent from CONNFLY. All intellectual properties provided herein are for reference purposes only and does not constitute authorization of its use in any format or manner. CONNFLY may enforce its intellectual property rights at its own discretion; failures or delays to exercise such rights does not constitute a waiver of such rights.

REV.	DESCRIPTION	DRAWN	CHECKED	APPROVED
A	NEW RELEASE	JLZ 09/03/22'		
B	DRAWING UPDATE	JLZ 08/20/25'		

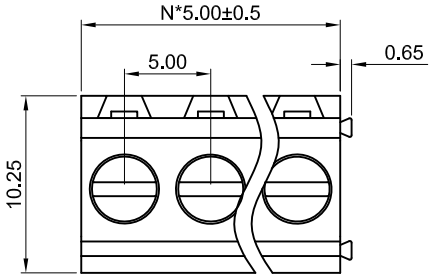

N=No.of contacts

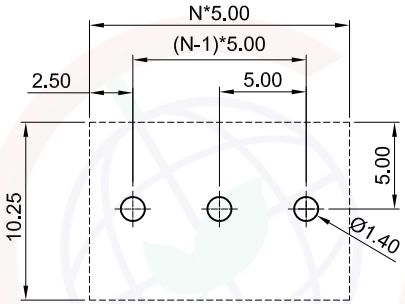

Recommend PCB layout
(Tolerance:±0.05)

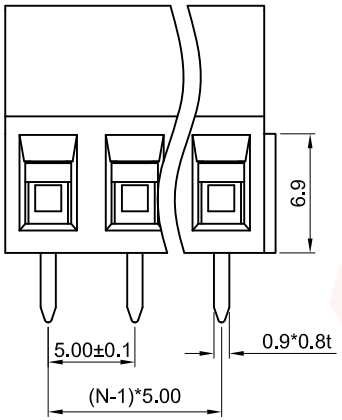

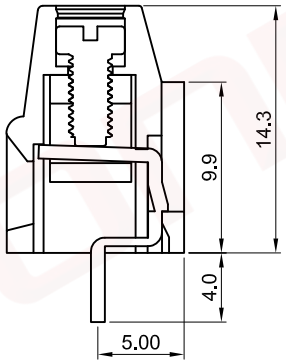

NOTES:
Standard UL
Rated voltage:300V
Rated current:10A
Wrth standing voltage:AC 1000V/1 Min
Wire range:26~12AWG
Temp.Range:-40°C~+105°C
Pitch:5.00mm
Poles:2~24P
Materials:
Contact: Copper Alloy,Tin plated.
Insulator: Nylon.
Wire guard:Steel or Copper Alloy,Zinc or Nickel Plated.
Screw:M2.5,Steel,Zinc Plated.
Product Number Code:

DS1159-28 - X X X X

- Wire Guard Materials
  C: Copper Alloy
  F: Steel
- Contact plating
  6: Tin
- Housing color
  G: Green
- No.of contacts
  2-24

(Series Image-Reference Only)

GENERAL TOLERANCE		ANGLE TOLERANCE	
X.	±0.60	X.	±5°
.X	±0.38	.X	±3°
.XX	±0.25	.XX	±2°

DRAWING TYPE	CUSTOMER		
SCALE	1:1	SHEET	1 OF 1
DRAWING NO.	C-DS1159-28-XXXX-A		

PROJECTION		TITLE	5.00mm PCB Screw Terminal Block V/T Type
UNITS	mm		
SHEET SIZE	A4	SERIES	DS1159-28 SERIES

晨翔电子有限公司
CONNFLY CONNFLY ELECTRONIC CO. LTD